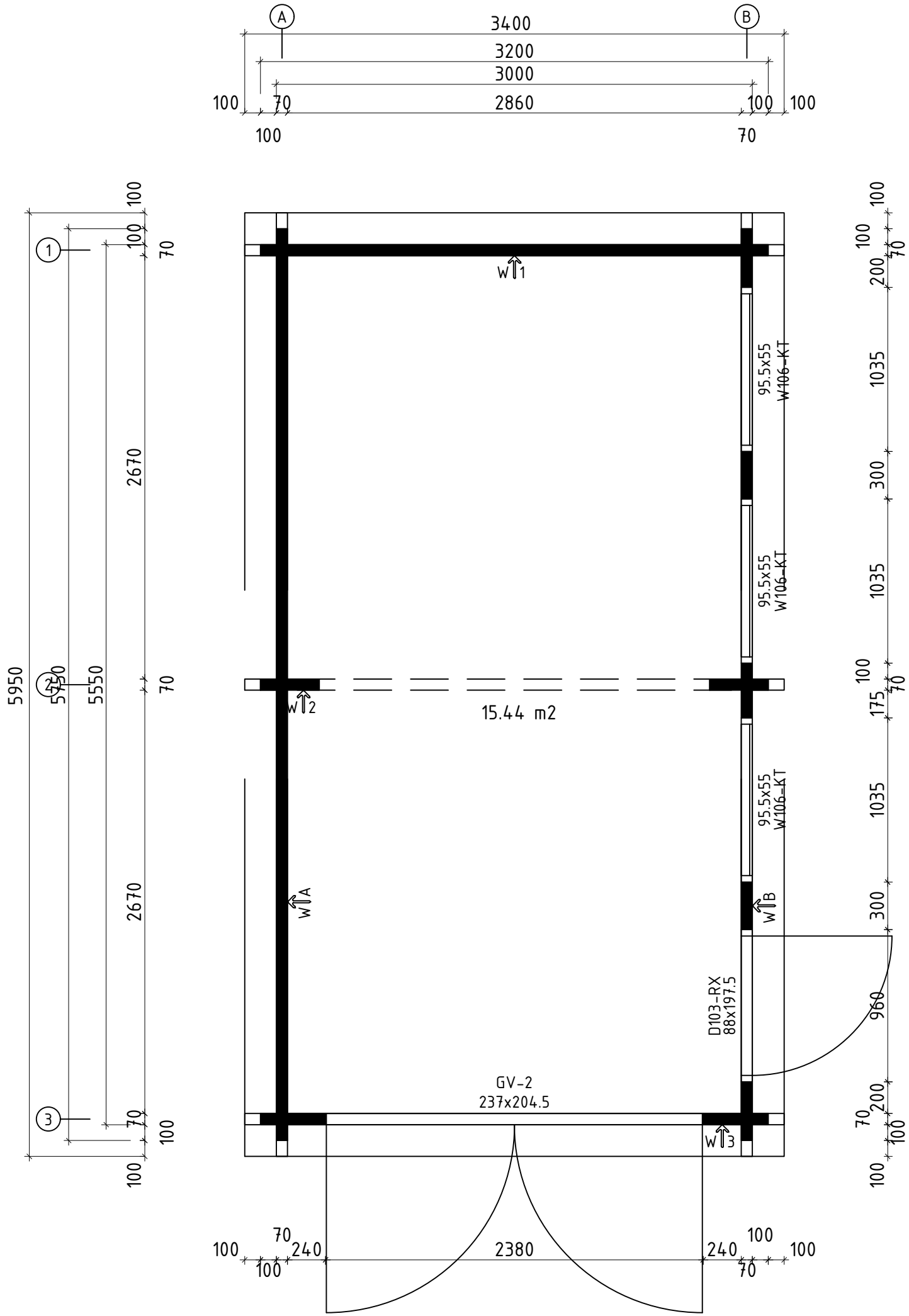

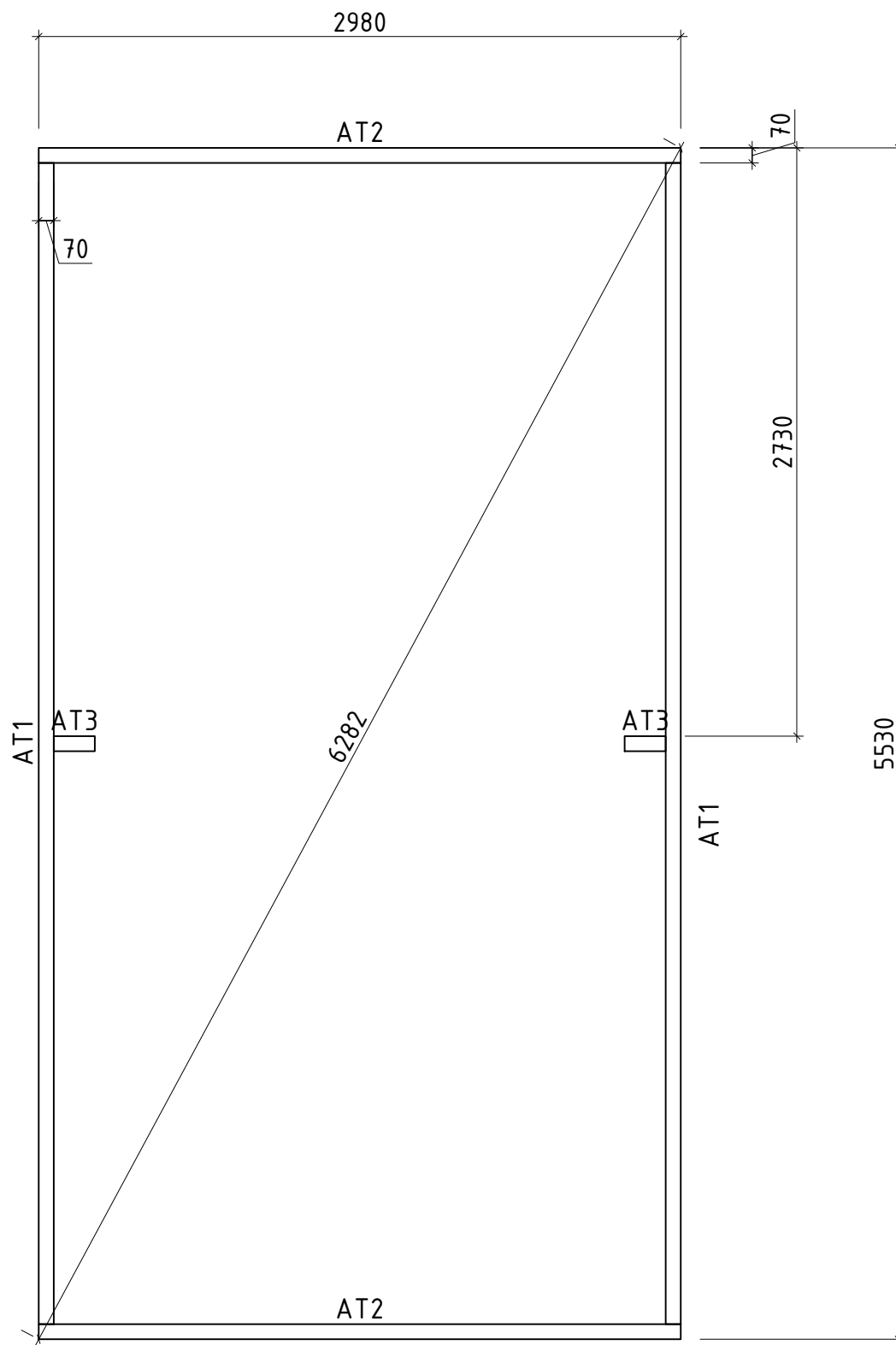




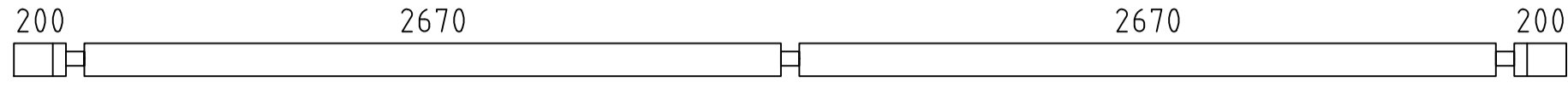
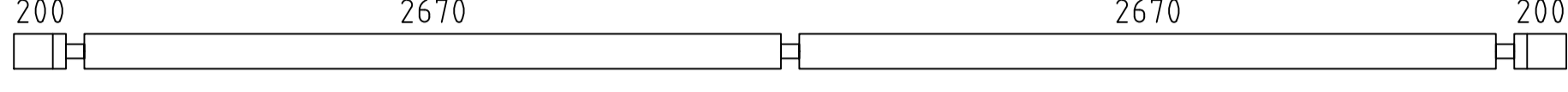
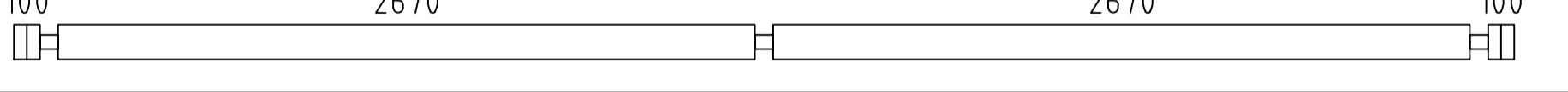
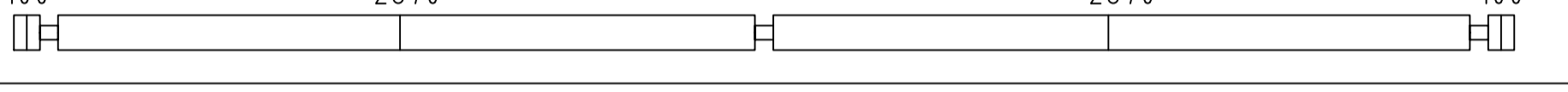
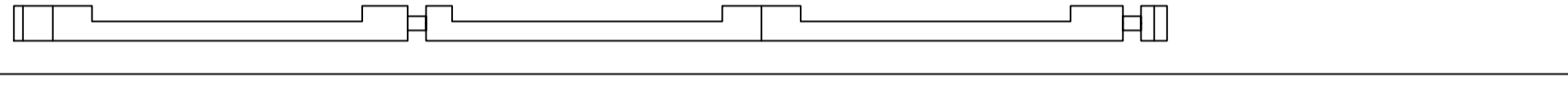



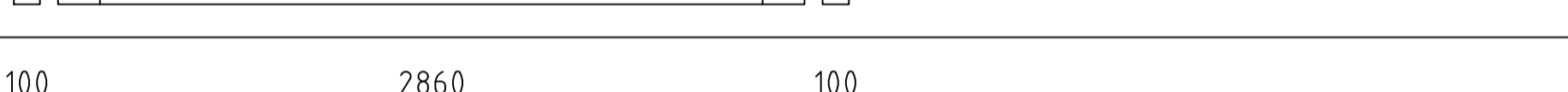














Name	Hansa Garage C GV2 320x575 70		SKU	G0180
Drawing/Zeichnung	3D		Format	
Profile/Profil	7.0x13.5	Scale/Maßstab	Date	31.08.2022




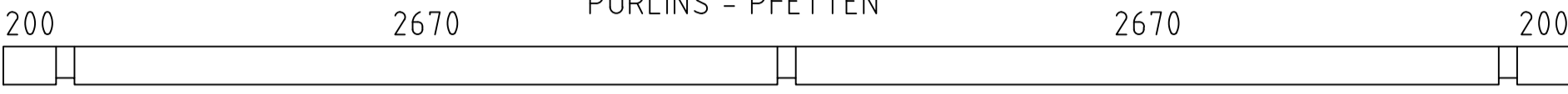
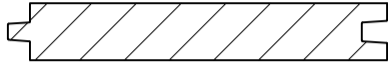

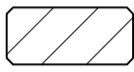




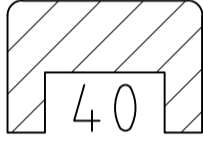
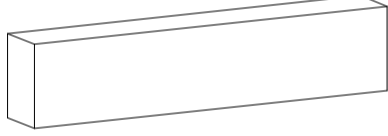
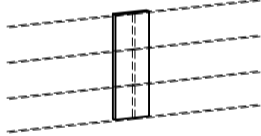
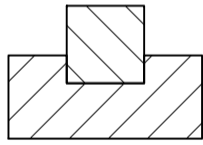
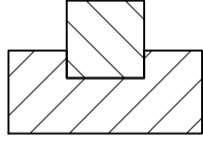
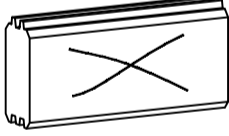






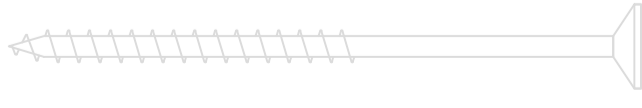



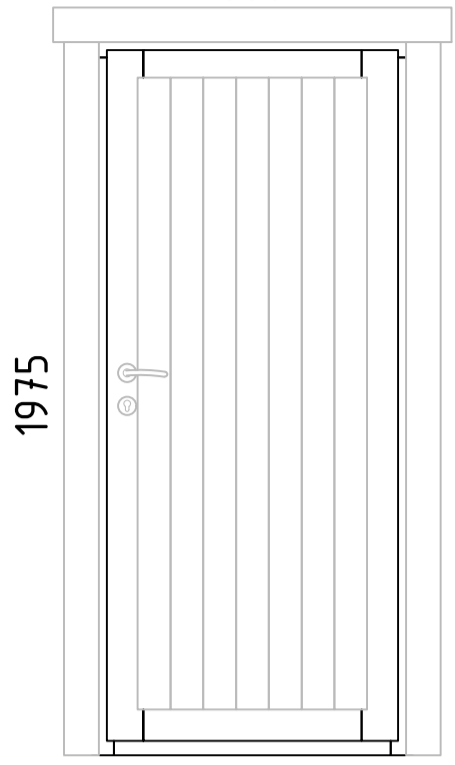
 www.hansa24.com	Name Hansa Garage C GV2 320x575 70		SKU G0180
	Drawing/Zeichnung Plan_Grundplan		Format A3
	Profile/Profil 7.0x13.5	Scale/Maßstab 1:30	Date 24.07.2022






 www.hansa24.com	Name Hansa Garage C GV2 320x575 70		SKU G0180
	Drawing/Zeichnung Foundation beams_Lagerholzplan		Format A3
	Profile/Profil 7.0x13.5	Scale/Maßstab 1:30	Date 24.07.2022


Pos	Model Hansa Garage C GV2 320x575 70	Pcs	Profile (mm)	Length (mm)
	Notice! The gable pieces can be partly pre-assembled! Please notice - those differ from the description given in the specification list.			
	Achtung! Die Giebelbohlen können teilweise schon vormontiert sein! Bitte beachten - diese erscheinen nicht ganz so wie in der Teileliste beschrieben.			
000		1	70x135	5950
001		1	70x126	5950
002		1	70x135	5950
003		19	70x135	5750
004		1	70x135	5750
005		1	70x135	4420
006		10	70x135	4420
007		3	70x135	3400
008		19	70x135	3200
009		1	70x135	3200
010		1	70x135	3200
011		1	70x68	3200
012		3	70x68	1565
013		2	70x68	410
014		16	70x135	410
015		8	70x135	410
016		6	70x135	410
017		19	70x135	370
018		16	70x135	370
019		8	70x135	370
020		6	70x135	370
021		2	70x68	370
022		4	70x135	345
023		8	70x135	300
Kood	Hansa Garage C GV2 320x575 70	Materjal	File Hansa Garage C GV2 320x575 70.dwg	Leht 1/6

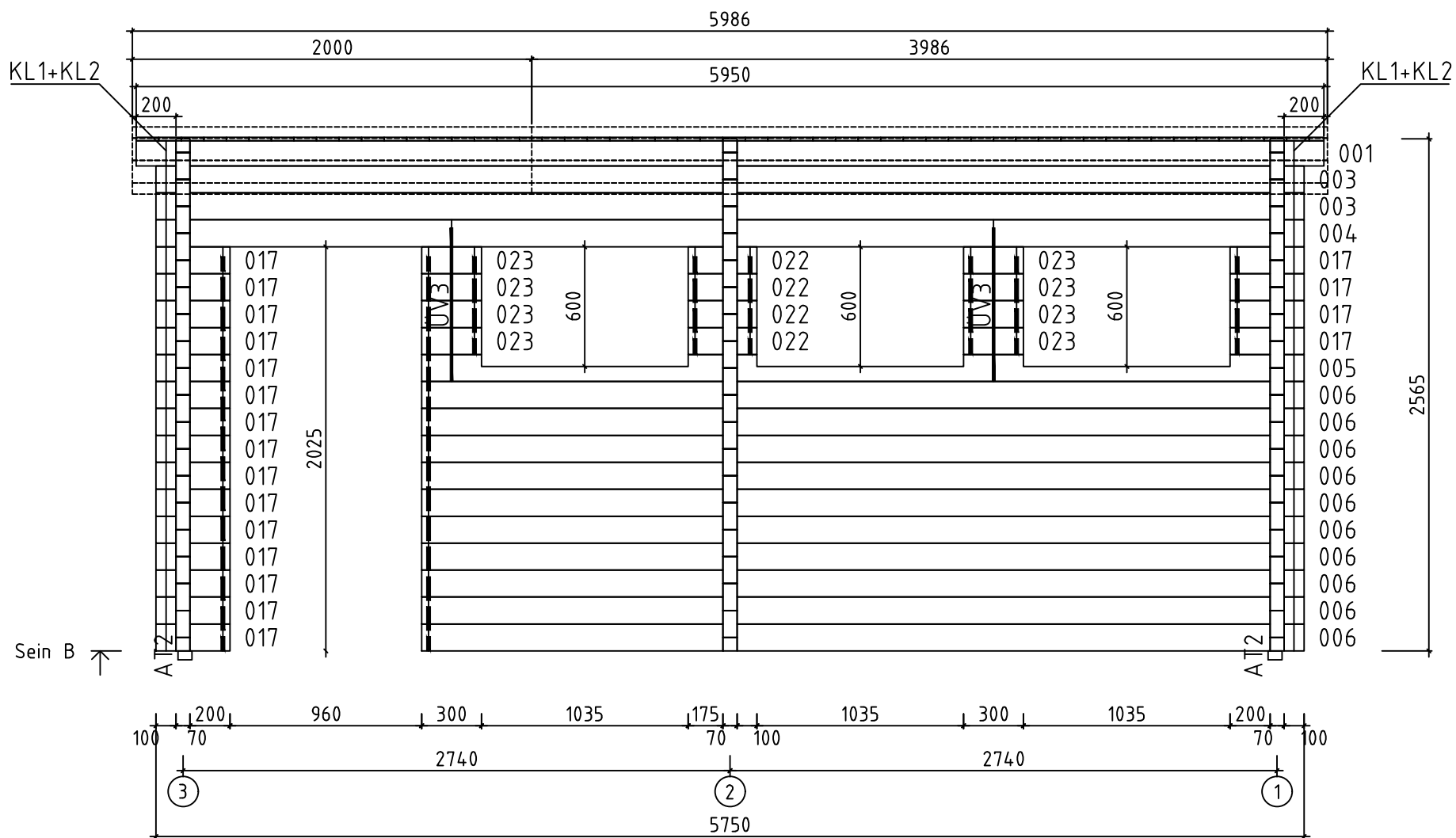
Pos	Model Hansa Garage C GV2 320x575 70	Pcs	Profile (mm)	Length (mm)		
AT1	FOUNDATION BEAMS (impregnated) - FUNDAMENTHÖLZER (imprägniert) 	2	70x45	5390		
AT2	FOUNDATION BEAMS (impregnated) - FUNDAMENTHÖLZER (imprägniert) 	2	70x45	2980		
AT3	FOUNDATION BEAMS (impregnated) - FUNDAMENTHÖLZER (imprägniert) 	2	70x45	190		
PR1	PURLINS - PFETTEN 	3	70x145	5950		
	ROOF BOARDS - DACHBRETTER 	53+1	113x18	3303		
	Ceiling mouldings - Deckenleisten 		15x28	20.0 rm/lfm		
RLI01-1	Eave slat - Traufenleiste 18x40 		18x40	12.0 rm/lfm		
KPL 01-1	Flat roof fillets - Dachpappenleisten 		15x28	13.0 rm/lfm		
KAR1-1	Parapet - Blende 336 	2	18x336	3400		
KAR 1-2	Parapet - Blende 336 	2	18x336	3986		
KAR 1-3	Parapet - Blende 336 	2	18x336	2000		
KAR 2-1	Parapet cover - U-Profil für Blenden 		44x65	20.0 rm/lfm		
KAR 3-1	Parapet support - Blendestütze 44x65 	8	44x65	200		
KAR 4-1	Parapet- connecting slat - Blende- Verbindungsleiste 	2	18x120	336		
	T-strip - T-Leiste 70 	6		490		
	T-strip - T-Leiste 70 	2		1975		
LK	Hit block - Schlaghölzer 	3				
N-0 2501	Nails - Nägel vierkant 2.5x50 for ceiling boards - für Dachbretter 	530				
KR-0 3001	Screws - Schrauben 3.0x30 for ceiling mouldings - für Deckenleisten 	38				
KR-0 3002	Screws - Schrauben 3.0x30 for eave slats - für Traufenleisten 	24				
KR-0 3004	Screws - Schrauben 3.0x30 for parapet connecting slat - für Verbindungsleiste des Blendes 	16				
KR-0 3005	Screws - Schrauben 3.0x30 for roof felt fillets - für Dachpappenleisten 	24				
KR-0 3529	Screws - Schrauben 3.5x45 C3 for U-profile - für U-Profil 	40				
KR-0 5080	Screws - Schrauben 5.0x100 for foundation beams - für Fundamenthölzer 	24				
KR-0 5031	Screws - Schrauben 5.0x70 C3 for parapet fastening - für Blendenbefestigung 	80				
Kood	Hansa Garage C GV2 320x575 70	Materjal	File	Hansa Garage C GV2 320x575 70.dwg	Leht	2/6


Pos	Model Hansa Garage C GV2 320x575 70	Pcs	Profile (mm)	Length (mm)
	<p style="text-align: center;">DOOR 880x1975 D5-S70R-XXX-08801975</p> <div style="display: flex; align-items: center;"> <div style="text-align: center; margin-right: 20px;">  <p style="margin: 0;">880</p> <p style="margin: 0;">1975</p> </div> <div> <p>Right handed - DIN rechts Tempered glass - Gehärtetes Glas Opens outside - Öffnet aussen</p> </div> </div>	1		
KR-0 3524	Screws - Schrauben 3.5x45 C3 for door and window trims - für Tür- und Fensterleisten	26		

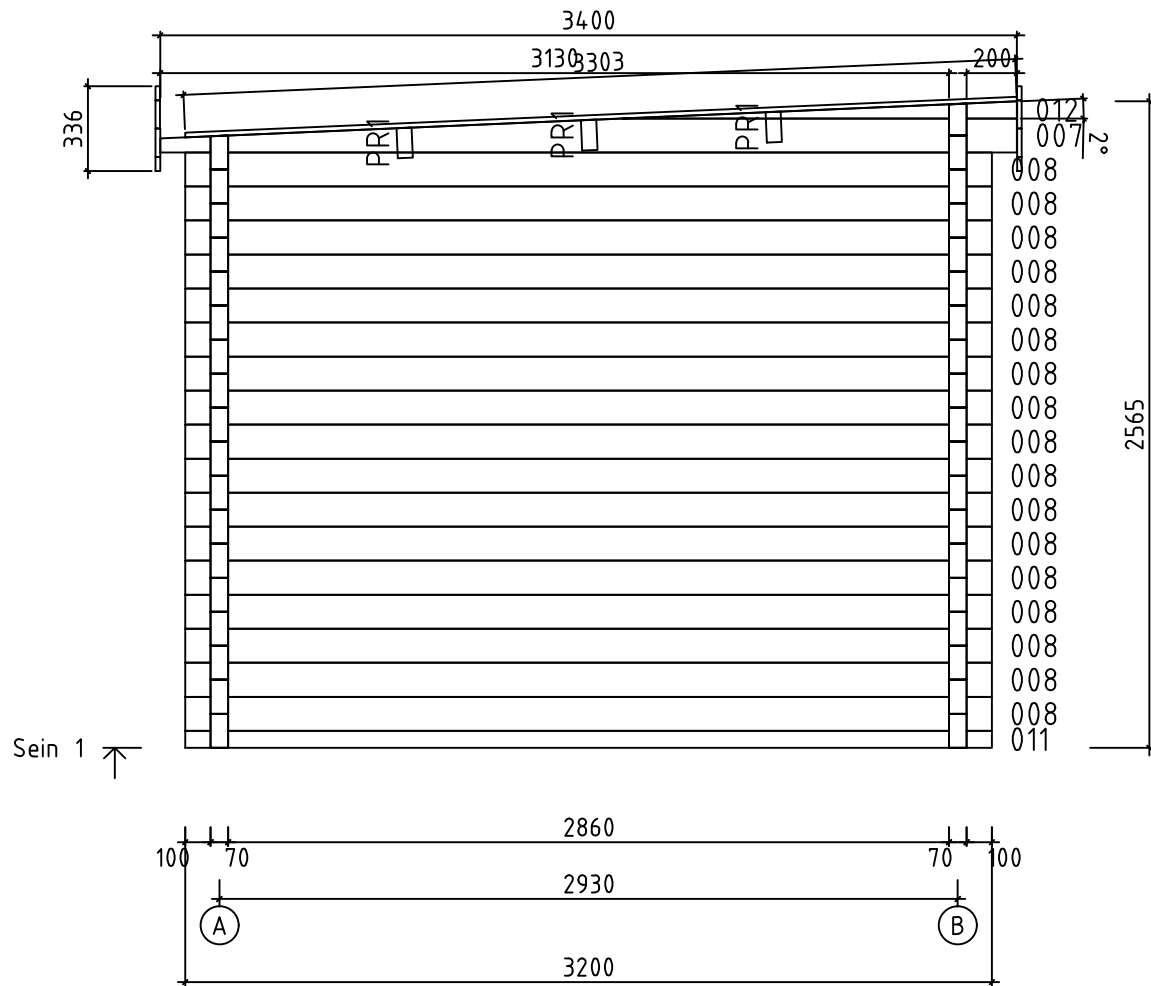
Pos	Model Hansa Garage C GV2 320x575 70	Pcs	Profile (mm)	Length (mm)
	<div style="text-align: center;"> <p>DOOR 2370x2045 D0-V70R-XXX-23702045</p>  </div>	1		
GV01	Lock set - Schloss-Kit	1		
KR-0 3524	Screws - Schrauben 3.5x45 C3 for door and window trims - für Tür- und Fensterleisten 	30		




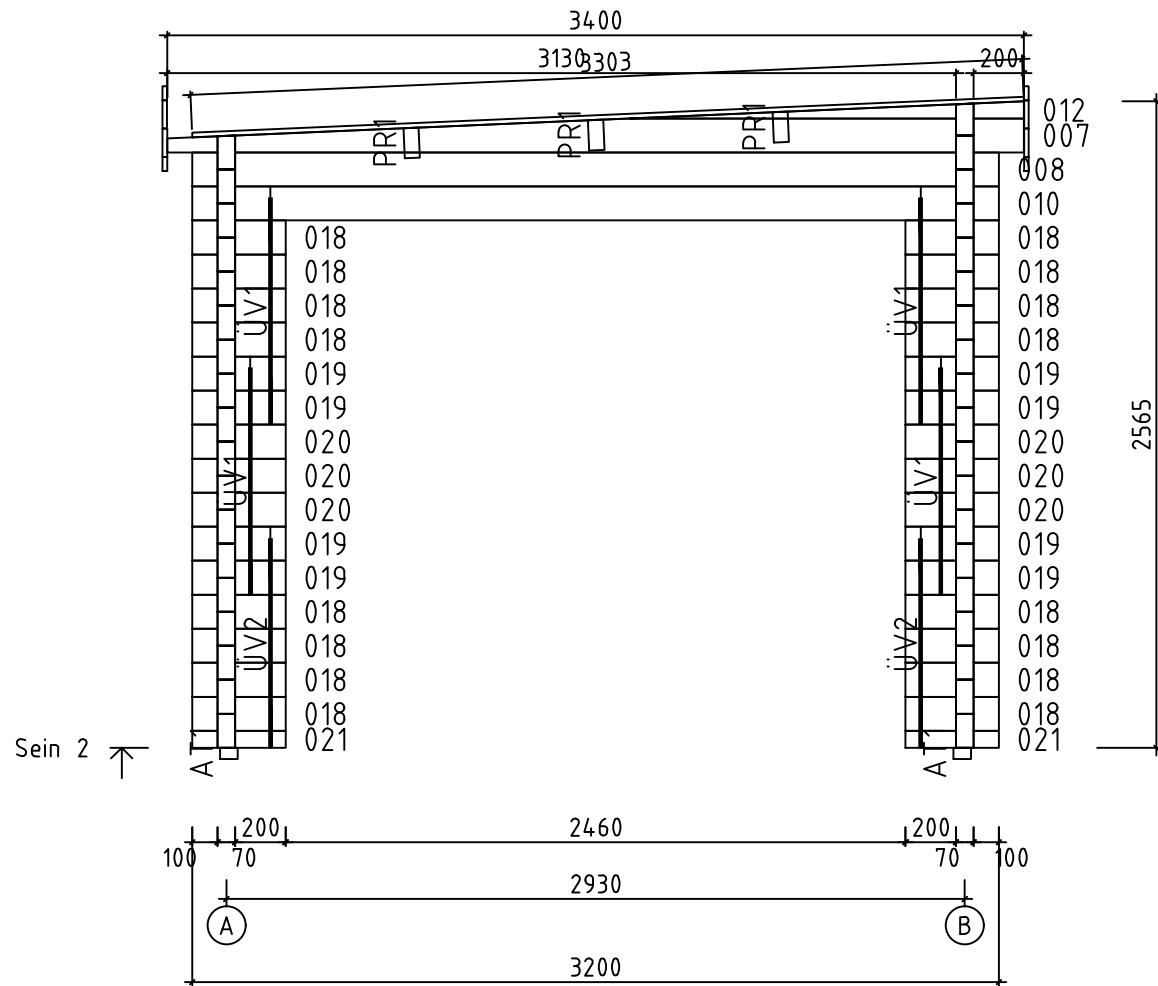
 www.hansa24.com	Name Hansa Garage C GV2 320x575 70		SKU G0180
	Drawing/Zeichnung Wall/Wand A		Format A4
	Profile/Profil 7x13.5	Scale/Maßstab 1:30	Date 31.08.2022




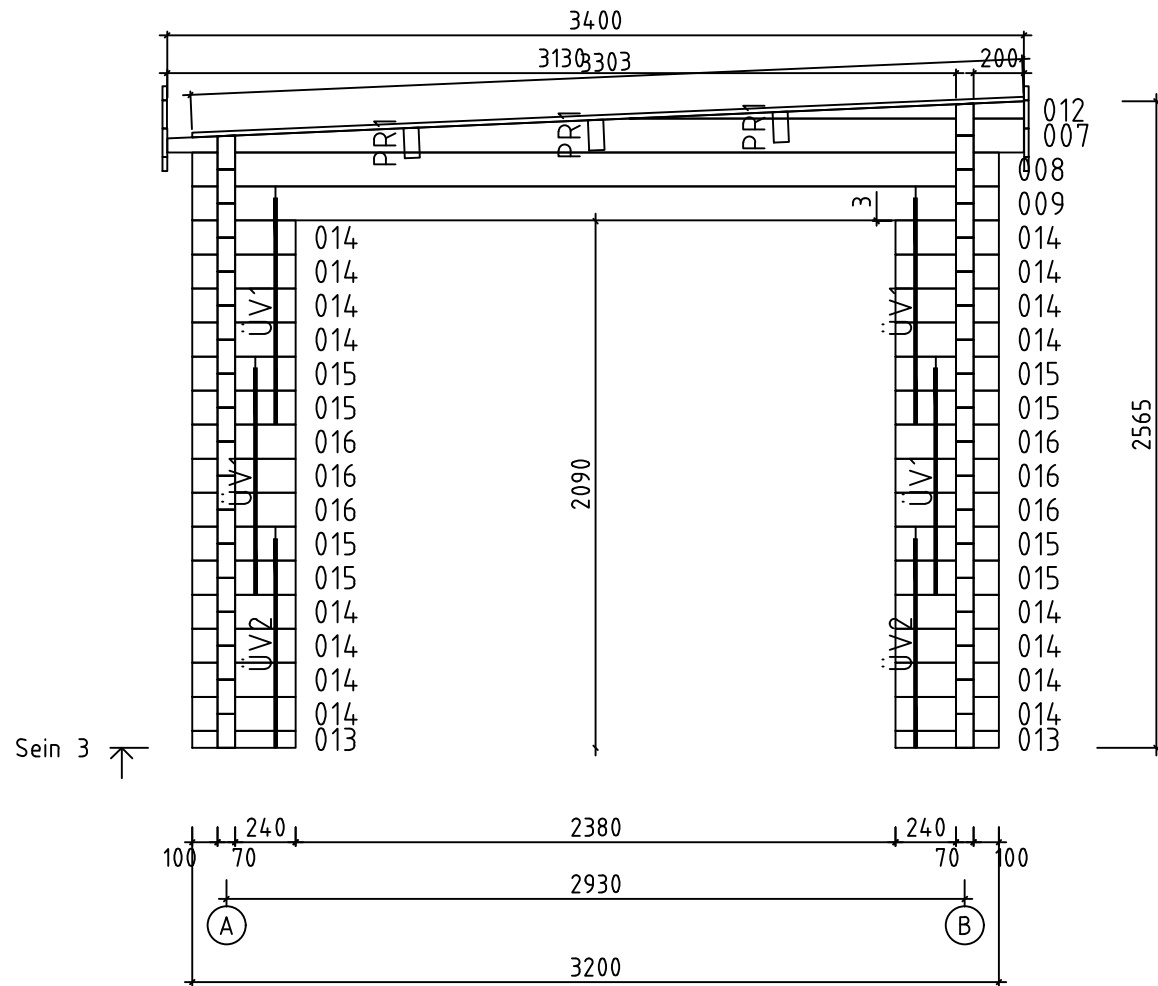
 www.hansa24.com	Name		Hansa Garage C GV2 320x575 70		SKU	G0180
	Drawing/Zeichnung		Wall/Wand B		Format	A4
	Profile/Profil	7x13.5	Scale/Maßstab	1:30	Date	31.08.2022




 www.hansa24.com	Name Hansa Garage C GV2 320x575 70		SKU G0180
	Drawing/Zeichnung Wall/Wand 1		Format A4
	Profile/Profil 7x13.5	Scale/Maßstab 1:30	Date 31.08.2022



 www.hansa24.com	Name Hansa Garage C GV2 320x575 70		SKU G0180
	Drawing/Zeichnung Wall/Wand 2		Format A4
	Profile/Profil 7x13.5	Scale/Maßstab 1:30	Date 31.08.2022



 www.hansa24.com	Name Hansa Garage C GV2 320x575 70		SKU G0180
	Drawing/Zeichnung Wall/Wand 3		Format A4
	Profile/Profil 7x13.5	Scale/Maßstab 1:30	Date 31.08.2022